

Exhaust Extraction System **FLOWLINE**

A well-proven system for a flow of vehicles moving in one direction.



Complete programme of extraction units
Manual or automatic disconnection
Manual or automatic return
Unique electric drive unit for extraction units

Improving your workspace

Designed to meet the requirements.

Exhaust Extraction System FLOWLINE was developed in 1985, designed to meet the requirements from vehicle manufacturers and vehicle inspectorates.

Vehicles moving along a manufacturing line or inspection line with the engines running require a system that:

- takes care of exhaust fumes continuously
- travels with the vehicle
- is rigid and very durable

FLOWLINE, based on Exhaust Rail System ALU 150, has been largely improved over the years. It is a solution that can be everything from a manual rail system to a sophisticated system for high frequency use, with nearly no handling required. High quality components and a large variety of functionalities are leading features for FLOWLINE.

A number of extraction units, connected to the exhaust pipes, travel with the vehicles along the exhaust rail. The exhaust fumes are extracted as long as the nozzles are connected. At the end of the exhaust rail the nozzles are disconnected, either manually or automatically. The extraction units run back to starting position via the return track, which is installed parallel to the exhaust rail.

This allows continuous extraction of exhaust fumes from a flow of vehicles moving in one direction.



Example: Car inspection



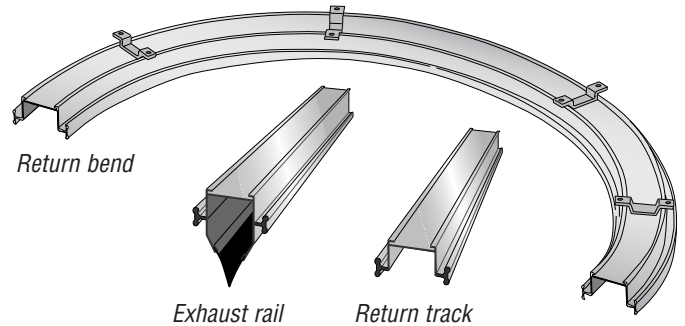
Example: Car manufacturing

The best way for continuous extraction.

- Complete solution for high frequency use
- For more than one vehicle at a time
- Manual or automatic return of extraction units
- Made of high quality components
- Adapted to the individual site and situation
- Advanced solution

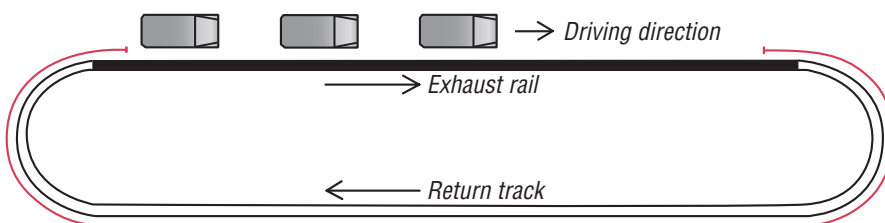
Exhaust rail and return track

- For cars and light commercial vehicles
- For trucks and other heavy vehicles
- Made of light-weight, durable aluminium
- Connection made via return bends or shifters



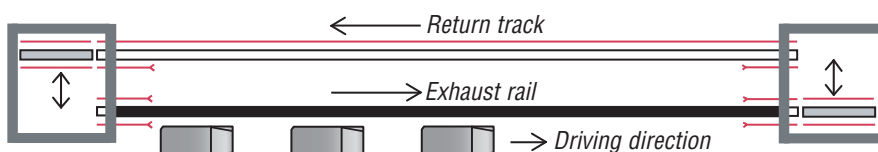
Connection between exhaust rail and return track

Return bends For spacious installation areas. Used when a distance of at least 2.4 m is allowed between exhaust rail and return track.




Example: Car manufacturing

Shifters For tight installation areas. Used when a shorter distance than 2.4 m is required between exhaust rail and return track.



Example: Truck inspection

Approved functionalities make extraction efficient.



Trolley

Runs on the exhaust rail.

- Made of light-weight, durable aluminium
- Ball-bearing wheels for smooth running
- Stainless steel sliding plates for less friction, when moving between the lip seals
- Crash-down prevention device



Hose

- Made of rubber
- Crush-proof
- Durable
- Heat resistant



Spring operated balancer

The spring tension of the balancer will quickly raise the hose after disconnection. Recommended for trucks, with manual disconnection of nozzle.



Nozzles

- Made of rubber
- Ergonomic clamping device – for easy handling
- Oval shaped for cars – fits double as well as single pipes
- Manual or automatic* disconnection

**Automatic disconnection for trucks/buses is recommended only if the exhaust pipe is not hidden and if the exhaust nozzle cannot catch on to vehicle body parts.*



Motorised hose hoist unit

An electric gear motor will raise the hose after automatic disconnection, at a slow and steady pace. Motorised hose hoist is recommended when there is only a short distance between the vehicles in a flow.



Drive unit (unique, patented)

- Operates the extraction unit's movements with built-in motor.
- Makes it possible to route the extraction unit to any desired position.



This product is designed to meet the requirements of the relevant EC directives, and is labelled accordingly.

The majority of Nederman's products are manufactured within ISO 9001 and ISO 14001-certified system.

Manufacturer:
AB Ph. Nederman & Co
Sydhamnsgatan 2
SE-252 28 Helsingborg
Sweden

E-mail: support@nederman.se
Tel.: Int. +46 42 18 87 00
Fax: Int. +46 42 14 79 71
www.nederman.com

Rights reserved for modification of design and measurements.

Nederman[®]
Improving your workspace